

ADR FBL(Fixing By Lens) System

FBL means a kind of acetate decoration rings **F**ixing **B**y **L**ens.

We develop FBL into our acetate decoration ring series to widen your design choices.



We have **182 standard colors**. You can check all of them on our web page.

<https://www.eurovision.co.jp/en/acetate/color.html>



Black / Gray / White
(1 Color / 2 Layers)



Black / Gray / White
(Patterns)




Brown
(1 Color / 2 Layers)



Brown
(Patterns)




Red / Pink



Violet / Purple



Blue



Green



Orange / Yellow



Special patterns
/ Woodlook

And all colors from **our partner manufacturers** are also available. We will arrange the acetate orders directly.



金余(JINYU)

<http://www.jinyuplastic.com/Col/Col1/Index.aspx>



集美(JIMEI)

<https://www.jimei123.com/en/>



金亮(JINLIANG)

金亮(JINLIAN)

<http://jinliang.hk>



INTER EYES CO., LTD.

EURO VISION CO., LTD.




Way to attach the ADR

Firstly , fix ADR from endpiece side at arrow area.




Fix ADR at bridge side as arrow indicates above.




Put the lens inside ADR.



After putting on the lens in step 3 ,
the ADR can be assembled to the frame tightly.

Way to remove the ADR

Remove the lens.



Remove ADR at bridge side as arrow indicates above.



Remove ADR at endpiece side as arrow indicates above.

